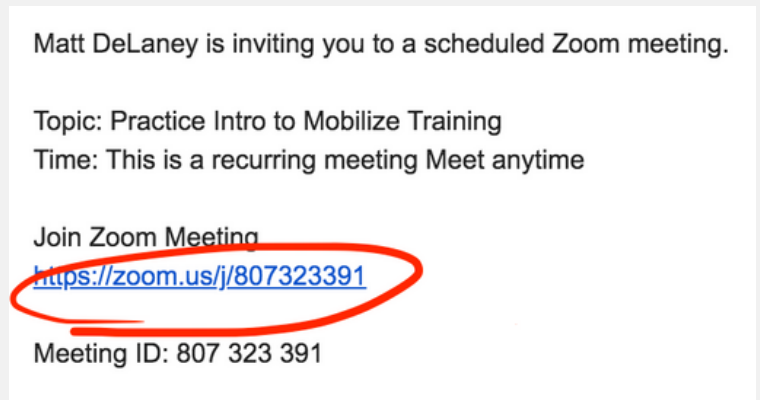


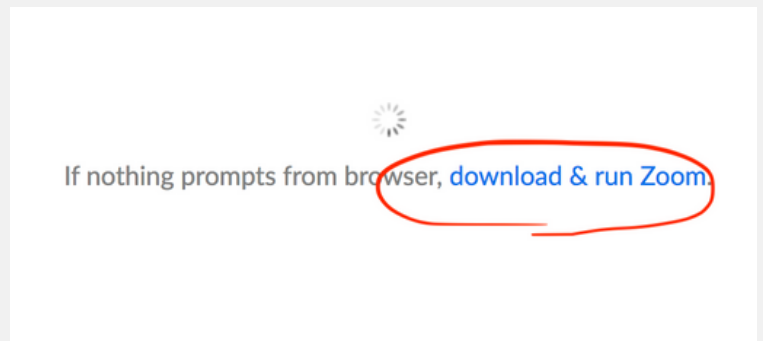
JOINING A ZOOM MEETING

Zoom is a program used to host virtual meetings. Meetings can be joined using either an internet or a phone connection. Here's how to prepare to join a Zoom meeting for the first time over the computer:

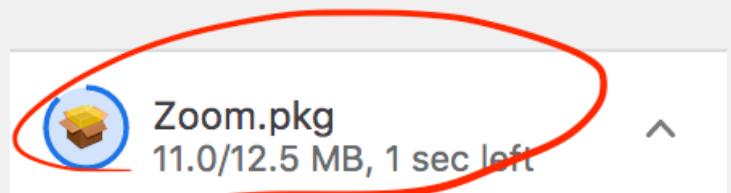
1 Click on the link in your email invitation to the meeting.



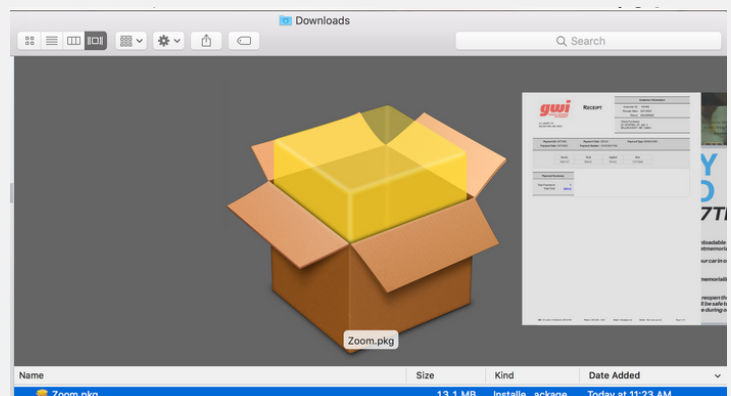
2 If you have not used Zoom before, you will be directed to download it onto your device. Click "download and run Zoom"



3 Double click on the downloaded file called "Zoom.pkg".

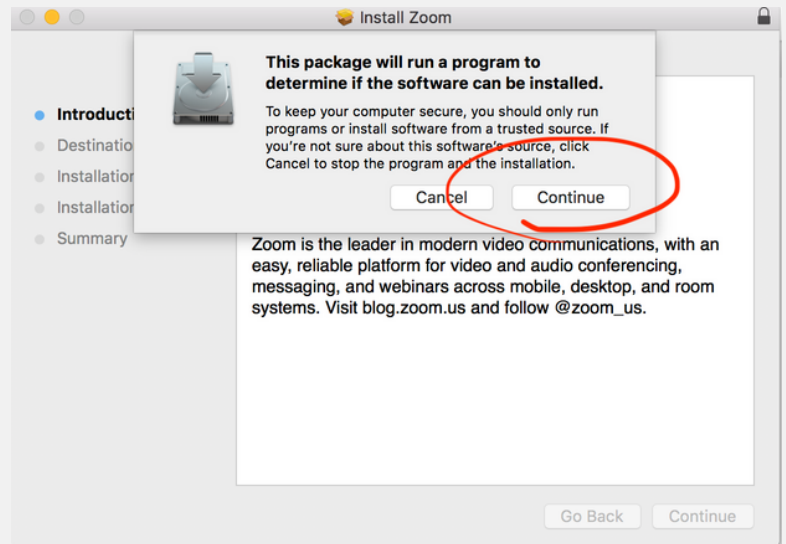


What it looks like in your Downloads folder →



4

Run the application to complete the download.



5

Now that Zoom is downloaded, when you click on meeting invitation links, it will automatically open the Zoom program and allow you to enter the meeting.

FURTHER LEARNING– VIDEO TUTORIALS

- [Joining a Zoom Meeting](#)
- [Configuring audio & video in Zoom](#)
- [Basic controls in Zoom](#)
- [Sharing your screen in Zoom](#)